
















ORCOMINE™ Direct Dyes for Cellulosics

Shade	Color Index Name	ORCOMINE™	Solubility	Lightfastness (@ 1% owf)	IIA Washfastness		Croaking		Acid Perspiration	Max Affinity (Deg F)	SDC Classification	Hi-Temperature Stable	SC to Artificial Light	SC After-treatment	Discharge	
					Unfixed	Fixed	Wet	Dry							Neutral	Alkaline
	No CI	Black GX-NB 200%	40 g/l	3-4	2-3	4	3	5	3-4 Red	180-195	B	Goob	Gr	4 Red	5	4
	Direct Blue 14s	Blue 3B-s 200%	30 g/l	2	2	3	4-5	5	3-4	140-175	B	-	-	-	-	-
	Direct Blue 15	Sky Blue FFB	30 G/L	3	3	4	2	4	1	150	B	-	Neutral	-	4	5
	Direct Blue 293	Brilliant Blue GL	40 g/l	5-6	2-3	3	3	5	3	205-212	B	Good	Gr	4-5 Red	1	1
	No CI	Blue 3B Conc	40 g/l	3	2-3	3	2-3	5	1-2	160	B	Limited	Red	Red/Du	4	5
	No CI	Brown 3GN-NB	40 g/l	2	3	3-4	3	4	4	212	B	Good	Neutral	-	-	0
	Direct Red 111	Brown RG 115%	80 g/l	6	3	3-4	3	5	4	200-210	B	Limited	Yel	Du	3-4	3-4
	Direct Orange 102	Orange WS	90 g/l	2	1	2	4	4-5	4-5R	165	A	-	Yel/Br	-	5	4
	Direct Red 9	Brilliant Pink B 145%	50 g/l	3	1-2	2	3-4	5	3 Bl	160	A	Good	Yel/Br	4-5 Bl	2	2
	Direct Red 16	Brilliant Bordeaux B 200%	50 g/L	2	2	2	4	4	3-4	140	A	-	-	-	-	-
	Direct Red 26	Scarlet 8B	60 g/l	1	4	4	4	4-5	4-5	212	B	-	Yel/Br	-	4-5	4-5
	Direct Red 239	Brilliant Scarlet 4NSW	50 g/l	2	3	3-4	4	5	4-5	195-212	B	Poor	Yel/Br	4 Bl	4-5	3
	Direct Violet 9	Brilliant Violet B Conc	20 g/l	1-2	3	3-4	3-4	5	3-4	140	A	Good	Red/Du	4-5 Red	5	5
	Direct Yellow 12	Yellow YC 300%	20 g/l	4-5	1-2	2	1	4	1	104-120	A	-	Red	Du	5	4
	No CI	Green BX-NB	40 g/L	2-3	4	4	3	4-5	5	175	C	-	-	-	-	-

(owf) = on weight of fabric

Actual dye samples must be evaluated in a laboratory on medium to be dyed in production for accurate shade and physical property results. Shades shown on print material and computer monitors are for general reference only as they are inherently inaccurate due to calibration variations and technical limitations of monitors and printers.